


SUTURES

Cedars-Sinai Medical Center
Department of Surgery
Edition: July 7, 2009

In This Issue:

- NEWS FROM THE OR
 - UPDATE ON THE PACS
 - ALREADY USING PACS
- PHYSICIAN ACTIVITY SUMMARY AND PATIENT LISTING REPORTS
- DOCUMENTATION TIP ON ANEMIA
- CITIZENSHIP AND BEYOND



NEWS FROM THE OR

Update on PACS in the OR

Beginning Monday, August 3rd, the 7th floor surgical suites 1, 2, 3 and 4 will be filmless, with PACS images available via Web/Vs. For Orthopedic Surgeons, film will continue to be provided for templating. Back-up CDs will be available for all others. Laminated instruction cards will be positioned on the wall next to the workstation.


For advance viewing of outside CDs, as well as viewing PACS images, a portable OR-compatible workstation is positioned in the 7th floor doctor's lounge.

If you have any questions/comments, please contact George Depaolis, Manager of Imaging Information and Logistics at 423-2709 or depaolis@cshs.org.

Already Using PACS to View Images In The OR?

As the fiscal year comes to an end, we would like to get some feedback on the functionality and ease-of-use for getting radiology images via the PACS system. Thank you for taking the time to complete this short zoomerang survey - your feedback is important to us.

<http://www.zoomerang.com/Survey/?p=WEB229BHHQAPCC>



PHYSICIAN ACTIVITY SUMMARY AND PATIENT LISTING REPORTS


CSMC surgeons can now request “Physician Activity Summary” and “Patient Listing” reports through the *Resources and Outcomes Management department*. These reports provide lists of all procedures and/or patients where HID identifies an MD as the primary surgeon.

To see sample reports or to request a report, please click on the following link:

<http://web.csmc.edu/9043.html>

Or you may contact:
M. Glenn Gillaspie, M.P.A.
Manager, Quality Measurement and Reporting
Resource & Outcomes Management
Cedars-Sinai Health System
Office: 323-866-7823

Submitted by:
Shab Nicks
Business Manager
OR / Anesthesia / Surgery Center Services




DOCUMENTATION TIP

Anemia

To properly reflect the true severity of illness and risk of mortality of your patient, to validate assignment of proper codes, and to support your professional profile in cases of blood loss or other cause of anemia, take the following actions:

- Document whether the patient has anemia due to blood loss from a disease process, and name that disease process (e.g., acute blood loss anemia from fracture of the femur; chronic blood loss anemia from right colon cancer).
- Document whether the patient is anemic from another cause, such as end-stage renal disease (ESRD) or bone marrow suppression, and document an explanation of the link, such as anemia of ESRD, anemia from chemotherapy, anemia of bone marrow suppression in myeloma, etc.
- Document whether a patient develops anemia from excessive blood loss from the GI tract, from the urinary tract, due to retroperitoneal bleed, during surgery due to a true hematologic problem, or due to being on long-term anticoagulants.
- Document the factors of which you are aware that have contributed the patient’s case of “multifactorial” anemia.

Document whether a patient has excessive blood loss during a procedure due to a complication that occurred, such as inadvertent entry into the femoral vein during a herniorrhaphy.



CITIZENSHIP AND BEYOND

Acknowledgements

This week Dr. David Kulber, a Cedars-Sinai plastic surgeon, received an acknowledgement letter from a physician working in the Oromo region of Addis Ababa, Ethiopia. Two years ago, a 12 year old walked into Mother Teresa's Mission with terribly deformed hands. In the course of a year, the hands deteriorated with skin changes, pits, and secondary infections. He was diagnosed with Ollier's Disease and sent to Dr. Kulber at Cedars-Sinai for care late last year. After 5 surgeries the patient returned home with amazing improvement.

Click link for more information on the disease from Duke Orthopaedics Wheelless' Textbook of Orthopaedics.

<http://www.wheelsonline.com/ortho/multipleenchodromatosisolliersdisease>

Publications


A paper "*Automated Quantification of DNA Demethylation Effects in Cells via 3D Mapping of Nuclear Signatures and Population Homogeneity Assessment*" was published by the Cytometry Part A, The journal of the international society for Advancement of Cytometry in vol. 75A, pages 569-583, 2009.

The authors were Arkadiusz Gertych, Kolja A. Wawrowsky, Erik Lindsley, Eugene Vishnevsky, Daniel L. Farkas, and Jian Tajbakhsh from the Minimally Invasive Surgical Technologies Institute.

Awards

- The Department of Surgery would like to congratulate Dr. Harmik Soukiasian. He received a grant from the Cedars-Sinai Clinical Scholars Program in the amount of \$40,000 for his project, "*Barrett's Esophagus & Esophageal Cancer: Genomic Changes, Novel Model Systems & Reversal of Esophageal Metaplasia.*"
- The Department of Surgery would like to congratulate Dr. Tsuyoshi Todo. He received a grant from the Cedars-Sinai Clinical Scholars Program in the amount of \$40,000 for his project, "*Combined Anti-CD3 and Anti-CD20 Monoclonal Antibody Treatment for HLA-A2 Alloantibody Suppression in Transgenic Mice Skin Graft Model.*"

- The Department of Surgery would like to congratulate Dr. Seigo Hatada. He received a NIH grant from the National Heart, Lung, and Blood Institute in the amount of \$418,750 for his project, “*Targeted Gene Correction in Hematopoietic Cells.*”
- Congratulation to Erik Lindsley, PhD; Shirin Towfigh, MD; Jan Decker, RN, CNOR, MED, MA; Joan Dawson, RN, MSN/Ed, CNOR; Daniel Farkas, PhD for their collaboration on project titled, “*Electronic Checklist System for Improved Patient Outcome*”. They won the "content" category, as well as being the "overall" point winner at the Nursing Research Conference. Their multi-disciplinary team brings together Cedars researchers, surgeons, and nursing staff to tackle complex, clinically relevant issues.



Items for submission to Sutures may be sent to Meg Jenkins at jenkinsml@cshs.org

The next SUTURES will be Tuesday, July 21, 2009.